


# Model of Digital Co-operation

## Remember:

Real-time communication between students is of the essence!


## Narrow ideas into a concrete plan

What is done, when, how, who are involved, how do you communicate.




## Digital tools

Make sure you have the necessary digital tools and technical support available.




## Implementation

Allow students as much room to influence the process as possible. Constant evaluation, changes when necessary.



## Feedback

Collect feedback and use it when planning further steps. Share practical models and methods with your colleagues.



## Brainstorming

Brainstorm the content of the project with teachers in the same field together with students.



## Getting acquainted is the key to good co-operation!

- Familiarize with everyday life in partner organizations (what is taught and how; learning environments).
- What can you learn from one another? Pedagogical approaches - similarities and differences.
- Team up the teachers implementing the project!

